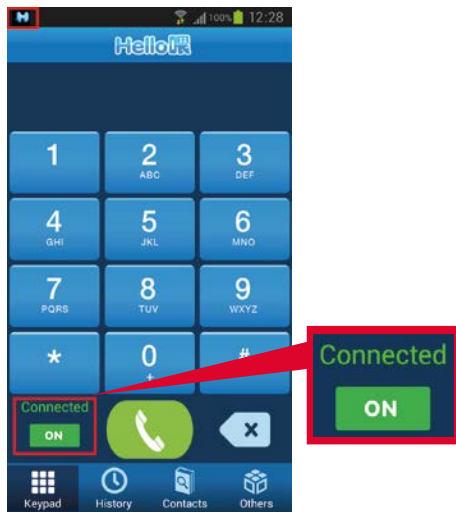


How to use HelloWay

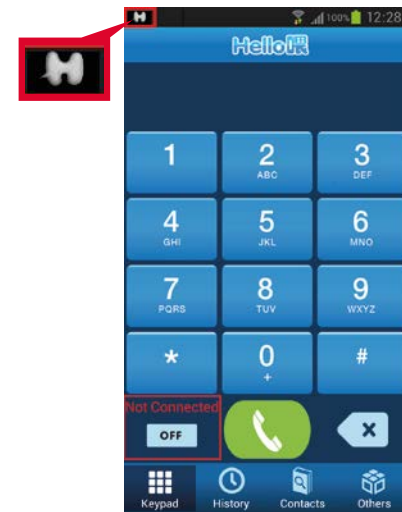
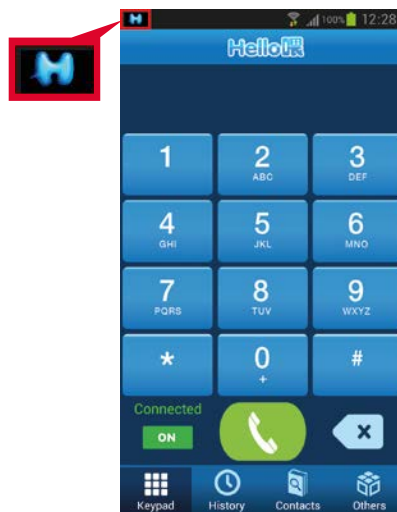
> Connect to Wi-Fi or data network

Please ensure you have connected the handset to a Wi-Fi or data network before using HelloWay.

Turn On HelloWay

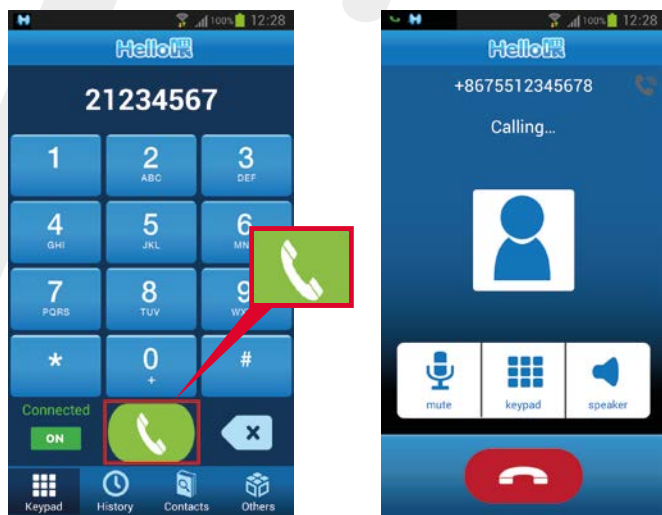


The connection status is shown at the bottom left corner under the keypad (Default automatic connection).



The connection status is also shown at the top left corner for Android devices. Blue colour means connected, while grey means disconnected.

Dial outgoing call



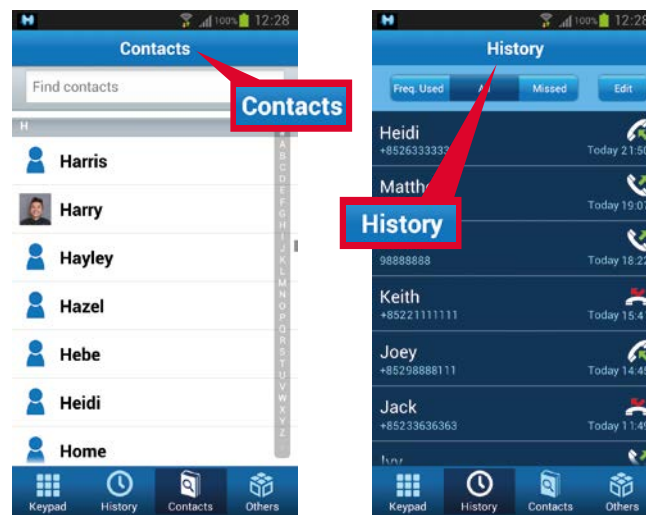
To a Hong Kong number:

Press [Hong Kong local numbers], then press the **green dial out button**.

To overseas destinations:

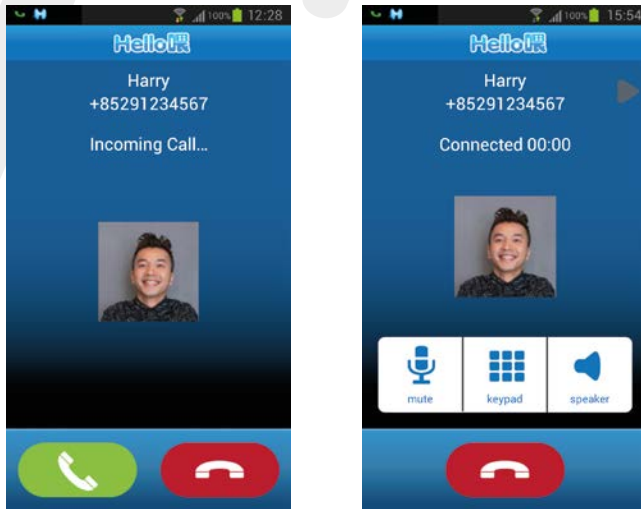
You will first need to register for the IDD service for the HelloWay number. If you are an IDD 0080 customer, press [0080] + [Country Code] + [Area Code] + [Phone no], then press the **green dial out button**.

or



Choose the contact person in the **Contacts** Or choose the number from the **History**.

Receive incoming call



The HelloWay incoming call screen will show whenever there is a HelloWay incoming call. You can press the **green button to receive the call** or the **red button to reject the call**.

Others



You can change the data connection option, connection mode, ringtone or adjust the volume